



Changeover switch, RMQ-Titan, With thumb-grip, maintained, 4 positions, Bezel: titanium



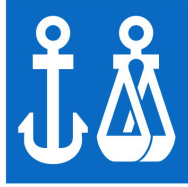


Part no. M22-WRK4
Catalog No. 279431
Alternate Catalog No. M22-WRK4Q
EL-Nummer (Norway) 4355456

Delivery program

Product range			RMQ-Titan
Basic function			Selector switch actuators
Mounting hole diameter	∅	mm	22.5
Single unit/Complete unit			Single unit
Design			With thumb-grip maintained
Function:			
Function			
			4 positions
Button plate			
Button plate			
Degree of Protection			IP66
Front ring			Bezel: titanium
Connection to SmartWire-DT			yes with SWD-RMQ connections
Instructions			Not suitable for coding adapters Use M22-A4 fixing adapter → accessories
Ordering information			Labels → accessories

Technical data

General			
Standards			IEC/EN 60947 VDE 0660
Lifespan, mechanical	Operations	x 10 ⁶	> 0.1
Operating frequency	Operations/h		≤ 2000
Operating torque (screw terminals)		Nm	≤ 0.3
Climatic proofing			Damp heat, constant, to IEC 60068-2-78 Damp heat, cyclic, to IEC 60068-2-30
Degree of Protection			IP66
Ambient temperature			
	Open	°C	-25 - +70
	Storage	°C	- 40 - + 80
Mounting position			As required
Mechanical shock resistance		g	30 Shock duration 11 ms Sinusoidal according to IEC 60068-2-27

shipping classification				DNV GL LR
				  
Indoor and protected outdoor installation				

Design verification as per IEC/EN 61439

Technical data for design verification				
Rated operational current for specified heat dissipation	I_n	A		0
Heat dissipation per pole, current-dependent	P_{vid}	W		0
Equipment heat dissipation, current-dependent	P_{vid}	W		0
Static heat dissipation, non-current-dependent	P_{vs}	W		0
Heat dissipation capacity	P_{diss}	W		0
Operating ambient temperature min.		°C		-25
Operating ambient temperature max.		°C		70
IEC/EN 61439 design verification				
10.2 Strength of materials and parts				
10.2.2 Corrosion resistance				
				Meets the product standard's requirements.
10.2.3.1 Verification of thermal stability of enclosures				
				Meets the product standard's requirements.
10.2.3.2 Verification of resistance of insulating materials to normal heat				
				Meets the product standard's requirements.
10.2.3.3 Verification of resistance of insulating materials to abnormal heat and fire due to internal electric effects				
				Meets the product standard's requirements.
10.2.4 Resistance to ultra-violet (UV) radiation				
				Please enquire
10.2.5 Lifting				
				Does not apply, since the entire switchgear needs to be evaluated.
10.2.6 Mechanical impact				
				Does not apply, since the entire switchgear needs to be evaluated.
10.2.7 Inscriptions				
				Meets the product standard's requirements.
10.3 Degree of protection of ASSEMBLIES				
				Does not apply, since the entire switchgear needs to be evaluated.
10.4 Clearances and creepage distances				
				Meets the product standard's requirements.
10.5 Protection against electric shock				
				Does not apply, since the entire switchgear needs to be evaluated.
10.6 Incorporation of switching devices and components				
				Does not apply, since the entire switchgear needs to be evaluated.
10.7 Internal electrical circuits and connections				
				Is the panel builder's responsibility.
10.8 Connections for external conductors				
				Is the panel builder's responsibility.
10.9 Insulation properties				
10.9.2 Power-frequency electric strength				
				Is the panel builder's responsibility.
10.9.3 Impulse withstand voltage				
				Is the panel builder's responsibility.
10.9.4 Testing of enclosures made of insulating material				
				Is the panel builder's responsibility.
10.10 Temperature rise				
				Not applicable.
10.11 Short-circuit rating				
				Is the panel builder's responsibility. The specifications for the switchgear must be observed.
10.12 Electromagnetic compatibility				
				Is the panel builder's responsibility. The specifications for the switchgear must be observed.
10.13 Mechanical function				
				The device meets the requirements, provided the information in the instruction leaflet (IL) is observed.

Technical data ETIM 7.0

Low-voltage industrial components (EG000017) / Front element for selector switch (EC000222)				
Electric engineering, automation, process control engineering / Low-voltage switch technology / Command and alarm device / Front element for selector switches (ecl@ss10.0.1-27-37-12-13 [AKF031014])				
Number of switch positions				2
Type of control element				Toggle
Suitable for illumination				No

Colour control element		Black
Colour indicator light cap		Other
Construction type lens		Round
Hole diameter	mm	22.5
Width opening	mm	0
Height opening	mm	0
Switching function latching		Yes
Spring-return		No
With front ring		Yes
Material front ring		Plastic
Colour front ring		Other
Degree of protection (IP), front side		IP66
Degree of protection (NEMA)		4X

Approvals

Product Standards		IEC/EN 60947-5; UL 508; CSA-C22.2 No. 14-05; CSA-C22.2 No. 94-91; CE marking
UL File No.		E29184
UL Category Control No.		NKCR
CSA File No.		012528
CSA Class No.		3211-03
North America Certification		UL listed, CSA certified
Degree of Protection		UL/CSA Type 3R, 4X, 12, 13

Dimensions

